


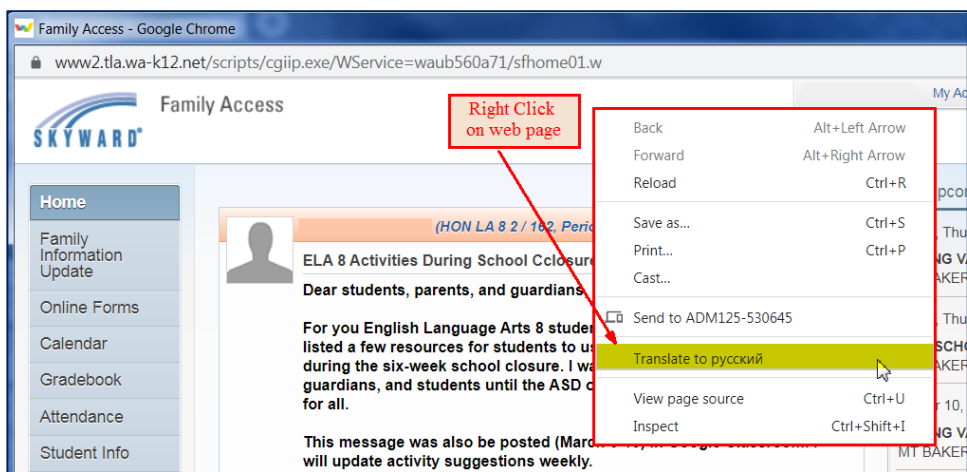


For use with **Google Chrome** Internet Browser.
Works on a Chromebook too!

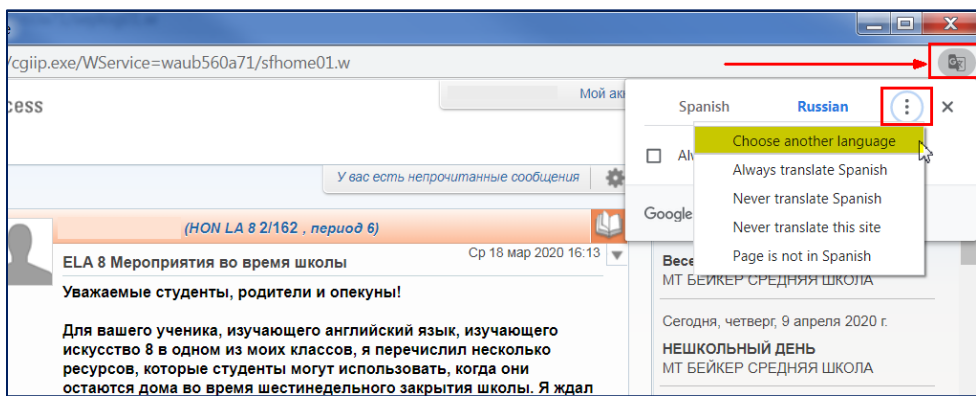


Family Access can be translated into different languages, such as Spanish, Ukrainian, Russian, and more, using the **Google Chrome** Internet Browser. It also works with Family Access Forms, Athletic Packets, Messages and most screens.

From any page in Family Access that needs translating, using the mouse **Right-Click** and choose **Translate to**



Note: the language displayed after Translate to is the last language translated. It might not be the desired language, but that can be changed in the next step.



After the page is translated, to change languages click the icon in the upper right corner and select **Choose Another Language**.

Scroll through the list of available languages, select the desired language to **Translate into** and click **Done**.

